


# Trust Indemnity

## MEMBER PORTAL

### Login/Create your secure portal

Go to: [www.gmptrust.com](http://www.gmptrust.com)

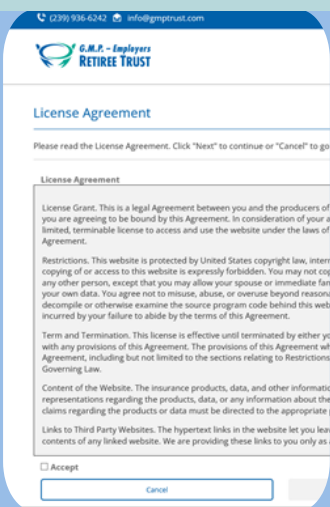
For all participants not on PPO, create/login into the Trust Indemnity Plan member portal.



### First time users:

Once you click on create, you will be asked to read/accept the licenses agreement.

Once you click agree and submit, follow the prompts to create your login/portal.



### Home Page

#### Important Links

Top right corner:

Select Language - change the language on the site

Messages - click envelope to get any messages from us

Profile - update your password, address, phone etc.

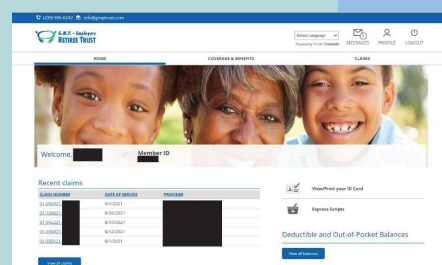
Logout - logout of the portal

Above the photo:

Home - click home to come back to the homepage from anywhere

Coverage & Benefits - click to see details about your coverage

Claims - click to see a full list of your claims



Recent Claims:

Click on the claim number to view your claim.

View/Print your ID Card:

Click on this to view/print a temporary medical ID card. (this is not for prescriptions)

Express Scripts: If you have our prescription coverage, you can click on this link to connect to your Express Scripts portal.

Bottom of page:

Here you will find links to important plan information, frequently asked questions, the Summary of Coverage and the Plan of Benefits booklets.

### Questions?

Coverage & Benefits section:

Click on the blue bar to send a question regarding your benefits directly to the benefits department at the Trust.

Claims section:

Once you click on a specific claim, you can send a question directly to one of our claims processors by clicking on the blue I have a question button.

