# G.M.P. - Employers Retiree Trust
# Covered Retirees and Covered Spouses

## Claims Payments

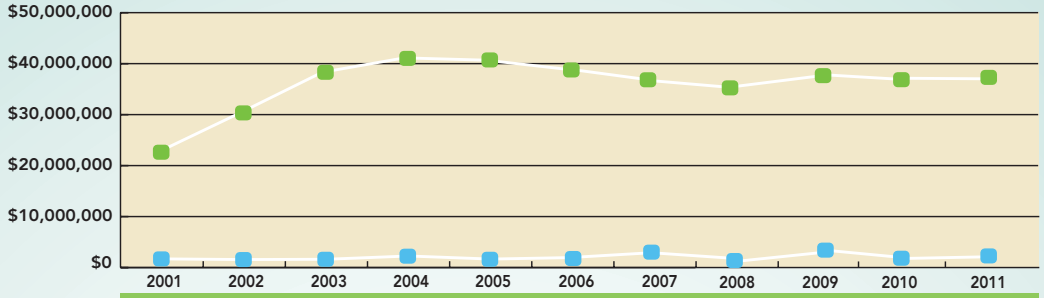


| | 2001 | 2002 | 2003 | 2004 | 2005 | 2006 | 2007 | 2008 | 2009 | 2010 | 2011 |
|---|---|---|---|---|---|---|---|---|---|---|---|
| Medical | $22,623,191 | $30,335.347 | $38,302,882 | $44,925,642 | $43,963,587 | $39,822,890 | $36,964,511 | $35,123,041 | $38,274,479 | $36,130,803 | $37,576,804 |
| Life | $1,694,000 | $1,566,000 | $1,622,000 | $1,742,000 | $1,664,000 | $1,698,000 | $1,890,000 | $1,428,000 | $1,930,000 | $1,478,000 | $1,538,000 |

Medical Life

## Retirees

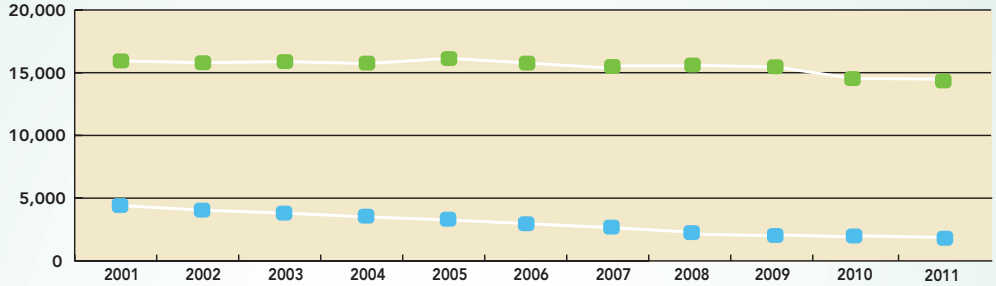


| | 2001 | 2002 | 2003 | 2004 | 2005 | 2006 | 2007 | 2008 | 2009 | 2010 | 2011 |
|---|---|---|---|---|---|---|---|---|---|---|---|
| Medicare | 15,938 | 15,793 | 15,885 | 15,866 | 16,096 | 15,552 | 15,504 | 15,678 | 15,171 | 14,908 | 14,626 |
| Non-Medicare | 4,411 | 4,047 | 3,808 | 3,554 | 3,371 | 3,150 | 2,959 | 2,409 | 2,222 | 2,293 | 2,136 |

Medicare Non-Medicare

## Spouses

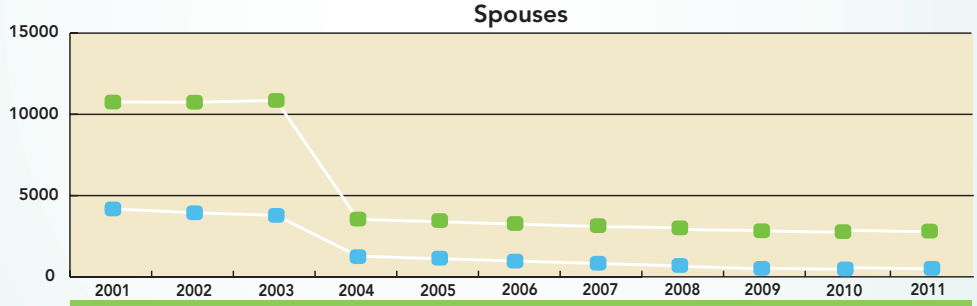


| | 2001 | 2002 | 2003 | 2004 | 2005 | 2006 | 2007 | 2008 | 2009 | 2010 | 2011 |
|---|---|---|---|---|---|---|---|---|---|---|---|
| Medicare | 10,759 | 10,747 | 10,858 | 3,661 | 3,663 | 3,201 | 3,046 | 2,954 | 2,846 | 2,763 | 2,753 |
| Non-Medicare | 4,180 | 3,944 | 3,782 | 1,633 | 1,600 | 1,502 | 1,398 | 1,262 | 1,177 | 1,133 | 1,132 |

Medicare Non-Medicare

## Total Retirees and Spouses

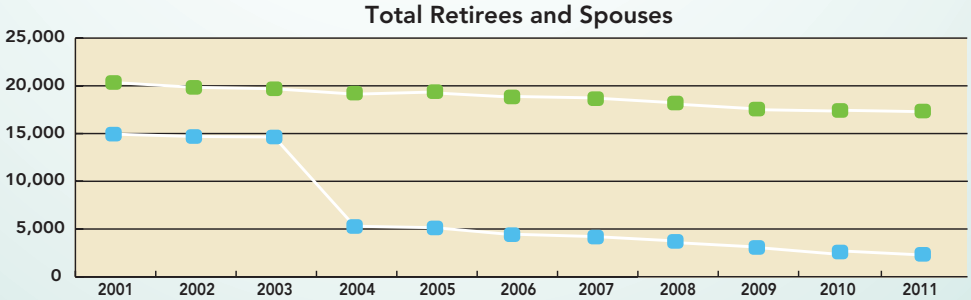


| | 2001 | 2002 | 2003 | 2004 | 2005 | 2006 | 2007 | 2008 | 2009 | 2010 | 2011 |
|---|---|---|---|---|---|---|---|---|---|---|---|
| Retirees | 20,349 | 19,840 | 19,693 | 19,420 | 19,467 | 18,702 | 18,463 | 18,087 | 17,393 | 17,201 | 16,762 |
| Spouses | 14,939 | 14,691 | 14,640 | 5,294 | 5,263 | 4,703 | 4,444 | 4,216 | 4,023 | 3,896 | 3,885 |

Retirees Spouses